



Pictured above: The new 24" Charred Cinder Oak Log Set (see page 5).

TABLE OF CONTENTS

DESCRIPTION	PAGE	
Premier Series	G52 Radiant Fyre Burner System & Compatible Gas Logs	3
	G31 3-Tiered Burner System & Compatible Gas Logs	4
	Charred Cinder Collection & Flame Enhanced Gas Logs	5
	Flame Enhancer Kit & Compatible Gas Logs	6
Signature Series	G4 & G45 Burner Systems & Compatible Gas Logs	7-10
	G45-2 See-Thru Burner Systems & Compatible Gas Logs	11-12
	G46 Burner System & Compatible Gas Logs	13-14
Contemporary Series	P45 Pan Burner System & Compatible Gas Logs and Fyre Sphere Sets	15
	PB Pan Glass Burners & Compatible Contemporary Options	16
Safety Control Valves & Remote Compatible Options	17	
Accessories	18-19	
Burner BTU Ratings & Warranty Information	20	

RHSPETERSON CO.

14724 Proctor Avenue • City of Industry, CA 91746 • Website: www.rhpeterson.com • Phone (626) 369-5085 • Fax (626) 369-5979

SUPERSEDES ALL OTHER PRICE LISTS • PRICES SUBJECT TO CHANGE WITHOUT NOTICE • ALL PRICES FOB FACTORY, TERMS: NET 30 DAYS

To Use This Price Sheet:	
1. Select Burner System	2. Select Log Style Design or Contemporary Media (P45 & PB)
3. Select Log Size	4. Select Controls & Accessories

Purchase Info. Key
• For all model numbers: ** = Insert size
• Price: \$
• Weight: #

New Products for 2025



Charred Cinder Collection (Pg. 5)

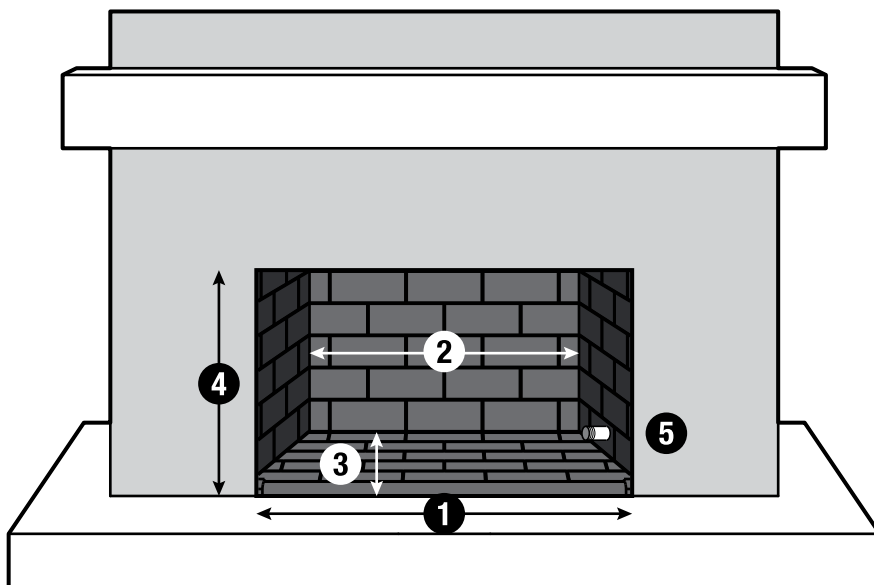
Headlining the Real Fyre Premier Series gas log sets, the new **Charred Cinder Collection** offers a dramatic fire presentation highlighting exposed embers, décor chunks and unique burnt detailing complemented with black embers. The model CNDO oak version leads the way with birch (CNDB) and split oak (CNDS) units following later this Spring. Available in three sizes (18,24,30), the Charred Cinder models are compatible with G4, G45 and G46 burners in natural gas and propane versions.



Flame Enhanced Logs (Pg. 5)

Building on the popularity of the optional Flame Enhancer Kit accessory that boosts flame and radiant heat, the new model **FE Flame Enhanced** Gas log sets include all the components for an enhanced set-up in one SKU. Multiple sizes available in five popular log styles (CHD, CHMJ, SDP, RDP, CHMBW), each set includes the Flame Enhancer Kit components (ceramic fiber-infused back log, aluminized steel panel and black embers) along with the regular logs for that size. These combinations offer more economical ways to provide flame enhanced performance in a new installation.

Measuring your fireplace for a Real Fyre Vented gas log set.




- 1 Front width (in inches)
- 2 Back width (in inches)
- 3 Depth (in inches)
- 4 Height (in inches)
- 5 Gas stub location
 - How far does the gas stub extend into the firebox?
 - What is the distance from the gas stub to the firebox floor?

For special sizing requirements exclusive to each burner system, refer to its particular Owner's Manual.

G52 Radiant Fyre Burner System

- Featuring specially formulated, hand-crafted **Charred Evergreen Oak, Charred Evergreen Split Oak, Colonial Oak, & Burnt Aspen** logs.
- **G52 Burner System Includes:** Advanced Radiant Fyre Burner • Exclusive radiant stainless steel booster grid • Custom grate • Platinum Embers • Glowing Embers • Sand (NG) or Vermiculite (LP) • Connector Kit & Damper Clamp
- Choice of pre-assembled Electronic Remote Control, Automatic Variable Control with Remote, pre-assembled Manual Pilot Kit, or Match-Lit System (Natural Gas only).

G52 Radiant Fyre Burner System

	DESCRIPTION	MODEL #	18/20"	24/30"
	Indoor Burner Systems			
	G52 Burner, Match Lit without Valve <i>(Natural Gas only)</i>	G52-**-	\$892 34#	\$966 38#
	G52 Burner w/ Manual Valve and Standing Pilot *	G52-**-A	1,252 37#	1,327 41#
	G52 Burner w/ Automatic Variable Valve and Remote *	G52-**-17	1,616 37#	1,690 41#
	G52 Burner w/ Electronic Valve and on/off Remote *	G52-**-02	1,914 38#	1,988 42#
	G52 Burner w/ Electronic Variable Valve and Remote *	G52-**-2VT	1,939 38#	2,014 42#
Outdoor Burner Systems (Stainless Steel)				
G52 Outdoor Burner, Match Lit w/o Valve <i>(Natural Gas only)</i>	G52-**-SS	\$1,165 34#	\$1,272 38#	
G52 Outdoor Burner w/ Manual Valve and Standing Pilot *	G52-**-NA-SS	1,551 37#	1,685 41#	

* Shipped for use with Natural Gas - Specify if for Propane Gas by adding a "P" to the model number (e.g. G52-24/30-17P).

G52 Compatible Fiber Enhanced Ceramic Gas Logs



GAS LOG STYLE	MODEL #	18"	24"	30"
Charred Evergreen Oak	ENO-**-	\$606 36#	\$669 48#	\$799 58#
Charred Evergreen Split Oak	ENS-**-	633 36#	707 48#	844 58#
Colonial Oak	COLO-**-	581 36#	636 48#	759 58#
Burnt Aspen	BTA-**-	647 36#	717 48#	857 58#

G31 3-Tiered Burner System

- Featuring specially designed, hand-crafted **Mountain Crest Oak** & **Mountain Crest Split Oak** logs. Plus, compatible with **7 additional** logs from the Charred Series.
- **G31 Burner System Includes:** Advanced 3-tiered burner • Porcelainized Reflective Front Panel • Custom grate • Bryte Coals • Glowing Embers • Sand (NG) or Vermiculite (LP) • Connector Kit & Damper Clamp
- Choice of pre-assembled Electronic Remote Control, Automatic Variable Control with Remote, pre-assembled Manual Pilot Kit, or Match-Lit System (Natural Gas only).


G31 3-Tiered Burner System



DESCRIPTION	MODEL #	18/20"	24/30"	33/39"
G31 Burner, Match Lit without Valve (<i>Natural Gas only</i>)	G31-**-	\$1,259 38#	\$1,315 44#	\$1,487 48#
G31 Burner w/ Manual Valve and Standing Pilot *	G31-**-A	1,613 40#	1,669 46#	1,840 50#
G31 Burner w/ Automatic Variable Valve and Remote *	G31-**-17	1,970 40#	2,025 46#	2,197 50#
G31 Burner w/ Electronic Valve and on/off Remote *	G31-**-02	2,261 42#	2,317 48#	2,489 52#
G31 Burner w/ Electronic Variable Valve and Remote *	G31-**-2VT	2,284 42#	2,339 48#	2,511 52#

* Shipped for use with Natural Gas - Specify if for Propane Gas by adding a "P" to the model number (e.g. G31-24/30-02P).

G31 Compatible Gas Logs



GAS LOG STYLE	MODEL #	18/20"	24"	30"	33"	36"	39"	42"
Mountain Crest Oak	MCO-**-	\$473 44#	\$536 52#	\$623 56#	\$680 62#	--	\$771 68#	--
Mountain Crest Split Oak	MCS-**-	491 42#	560 50#	649 54#	709 60#	--	801 66#	--
Charred Oak	CHD-**-	452 46#/1	531 62#/1	709 78#/1	--	--	--	--
Charred Split	CHS-**-	486 42#/1	561 54#/1	746 78#/1	--	967 116#/2	--	--
Charred American Oak	CHAO-**-	560 57#/1	639 63#/1	833 82#/2	--	--	--	--
Charred Royal English Oak	CHB-**-	557 52#/1	666 83#/2	853 111#/2	--	1,086 141#/3	--	1,415 169#/3
Charred Angel Oak	CHNA-**-	478 44#/1	549 54#/1	641 64#/1	--	--	--	--
Charred Angel Split Oak	CHNS-**-	506 42#/1	575 52#/1	676 62#/1	--	--	--	--
Charred Mountain Birch	CHMBW-**-	543 46#/1	618 60#/1	788 76#/1	--	999 104#/2	--	1,313 131#/3



Charred Cinder Collection

- Headlining the Real Fyre Premier Series gas log sets, the new **Charred Cinder Collection** offers a dramatic fire presentation highlighting exposed embers, décor chunks and unique burnt detailing complemented with black embers.
- Available in three sizes (18,24,30), the Charred Cinder models are compatible with **G4, G45 and G46** burners in natural gas and propane versions.

Charred Cinder Gas Logs




GAS LOG STYLE	MODEL #	18/20"	24"	30"
Charred Cinder Oak	CNDO-**	\$680 #/	\$799 #/	\$1,066 #/
Charred Cinder Split	CNDS-**	748 #/	879 #/	1,486 #/
Charred Cinder Birch	CNDB-**	756 #/	888 #/	1,502 #/



Flame Enhanced Collection

- **FE Flame Enhanced** gas log sets include all the components for an enhanced set-up in one SKU (**ceramic fiber-infused back log, aluminized steel panel and black embers**) along with the regular logs for that size.
- Multiple sizes available in five popular log styles, the Flame Enhanced models are compatible with **G4 and G45** burners in natural gas and propane versions.

Flame Enhanced Gas Logs



GAS LOG STYLE	MODEL #	18/20"	20"	24"	30"	36"*
Charred Oak Enhanced	CHD-**-FE	\$580 46#/1	--	\$720 62#/1	\$896 78#/1	--
Charred Majestic Oak Enhanced *	CHMJ-**-FE	--	--	912 94#/2	1,122 119#/2	1,324 156#/3
Charred Mountain Birch Enhanced	CHMBW-**-FE	658 46#/1	--	794 57#/1	963 67#/1	--
Split Oak Designer Plus	SDP-**-FE	573 46#/1	608 49#/1	712 67#/1	857 78#/1	--
Golden Oak Designer Plus	RDP-**-FE	506 41#/1	539 46#/1	654 61#/1	812 75#/1	--

* Log set uses **GX4** or **GX45** Burner Kit with Heavy Duty Grate.


Flame Enhancer Kit (Compatible with G4 & G45 Burners)

Flame Enhancer Kit Includes:



DESCRIPTION	MODEL #	WEIGHT	PRICE
18" Flame Enhancer Kit	FE-18	16 lbs.	\$196
18" Birch Flame Enhancer Kit	FE-18-B	16	196
24" Flame Enhancer Kit	FE-24	23	269
24" Birch Flame Enhancer Kit	FE-24-B	23	269
30" Flame Enhancer Kit	FE-30	26	293
30" Birch Flame Enhancer Kit	FE-30-B	26	293
36" Flame Enhancer Kit	FE-36	35	317

Flame Enhancer Kit Compatible Gas Logs





GAS LOG STYLE	MODEL #	18/20"	24"	30"	36"*
Charred Oak	CHD-**	\$452 46#/1	\$531 62#/1	\$709 78#/1	--
Burnt Rustic Oak	HCHR-**	453 46#/1	531 62#/1	710 80#/1	--
Charred Split	CHS-**	486 42#/1	561 54#/1	746 78#/1	967 116#/2
Charred American Oak	CHAO-**	560 57#/1	639 63#/1	833 82#/2	--
Charred Royal English Oak *	CHB-**	557 52#/1	666 83#/2	853 111#/2	1,086 141#/3
Charred Majestic Oak *	CHMJ-**	--	756 94#/2	975 119#/2	1,185 156#/3
Charred Mountain Birch	CHMBW-**	543 46#/1	618 60#/1	788 76#/1	--
Rustic Oak Designer	HRD-**	361 41#/1	438 61#/1	581 91#/1	846 128#/2
American Oak	AO-**	498 49#/1	575 58#/1	730 77#/2	--
Split Oak	S-**	393 44#/1	459 65#/1	607 78#/1	--
Woodland Oak	WO-**	360 45#/1	418 60#/1	542 86#/1	--
Mountain Birch	MBW-**	478 45#/1	542 72#/1	656 85#/1	--
White Birch	W-**	412 38#/1	460 60#/1	564 89#/1	--
Royal English Oak Designer *	BD-**	505 49#/1	606 87#/2	763 126#/2	969 152#/3
Golden Oak	R-**	233 41#/1	260 58#/1	325 89#/1	506 120#/2
Rustic Oak	HR-**	234 41#/1	261 58#/1	327 94#/1	508 128#/2
Post Oak	PO-**	218 45#/1	248 60#/1	312 86#/1	--
Royal English Oak *	B-**	316 49#/1	394 87#/2	487 126#/2	626 152#/3

* Log set uses **GX4** or **GX45** Burner Kit with Heavy Duty Grate.

G4 & G45 Listed Burner Systems

- **G4 & G45 Burner Systems are Listed up to 30"** and include: Burner, Custom Grate, Glowing Embers, Sand (NG) or Vermiculite (LP), Burner Stabilizing Clips, Flex Connector Kit, & Damper Clamp.
- Shipped for use with Natural Gas. Specify if for Propane Gas by adding a "P" to the model number (e.g. G4-24P or G45-24P), and add **\$229** for required **SPK-26**.

G4 & G45 Listed Burner Systems

	DESCRIPTION	MODEL #	12"	16/19"	18/20"	24"	30"	36" *	42" *	48" *	60" *
 G4-24	Glowing Ember Burner System	G4-**	\$271 23#	\$292 24#	\$300 25#	\$315 29#	\$370 35#	--	--	--	--
	Triple T Burner System	G45-**	--	337 25#	348 27#	377 31#	442 37#	605 54#	852 82#	934 97#	1,015 120#
 G45-24	Triple T Burner System with Heavy Duty Grate	GX45-**	--	--	385 31#	415 36#	486 43#	--	--	--	--

*Burner includes Heavy Duty Grate (36" and larger).

G45 ANSI Certified Burner Systems

- **G45 ANSI Certified Burner Systems include:** ANSI Certified Burner with Pre-assembled Control Valve & Regulator, Custom Grate, Glowing Embers, Sand (NG) or Vermiculite (LP), Connector Kit, Log Locators, & Damper Clamp. Remote systems include basic Transmitter and Receiver.
- Choice of pre-assembled Electronic Remote Control, Automatic Variable Control with Remote, pre-assembled Manual Pilot Kit, or Match-Lit System (Natural Gas only).
- Shipped for use with Natural Gas. Specify if for Propane Gas by adding a "P" to the model number (e.g. G45-24-11P).

G45 Series ANSI Certified Triple T Burner Systems



DESCRIPTION	MODEL #	16"	18/20"	24"	30"	36" *	42" *	48" *	60" *
-------------	---------	-----	--------	-----	-----	-------	-------	-------	-------

Indoor Burner Systems


Assembled G45 Burner System w/ Safety Valve	G45-**-A	\$697 26#	\$708 28#	\$737 32#	\$806 38#	\$970 58#	--	--	--
Assembled G45 Burner System w/ "11" Series Safety Valve & ON/OFF Remote	G45-**-11	1,146 27#	1,157 29#	1,187 33#	1,256 39#	1,419 54#	--	--	--
Assembled G45 Burner System w/ "15" Series Safety Valve & Variable Remote	G45-**-15	1,220 27#	1,230 29#	1,260 33#	1,329 39#	1,492 54#	--	--	--
Assembled G45 Burner System w/ "17" Series Safety Valve & Variable Remote	G45-**-17	1,052 27#	1,062 29#	1,092 33#	1,161 39#	1,325 54#	--	--	--
Assembled G45 Burner System w/ "02" Electronic Safety Valve & Remote	G45-**-02	1,381 28#	1,392 31#	1,421 35#	1,490 41#	1,654 56#	--	--	--

Outdoor Burner Systems (with S.S. Burner Pan)

Outdoor Triple T Burner System (Nat. Gas only)	G45-**-SS	\$433 25#	\$456 27#	\$489 31#	\$563 37#	\$732 56#	\$984 87#	\$1,073 97#	\$1,170 120#
Assembled G45 Outdoor Burner System with Safety Valve	G45-**-NA-SS	821 26#	844 28#	877 32#	950 38#	1,120 58#	1,372 89#	1,461 99#	1,558 122#
Assembled G45 Outdoor Burner System with "02" Electronic Safety Valve & Remote	G45-**-02-SS	1,491 28#	1,515 31#	1,548 35#	1,628 41#	1,805 56#	--	--	--

*Burner includes Heavy Duty Grate (36" and larger).


Charred Series Gas Log Sets



GAS LOG STYLE	MODEL #	16"	18/20"	24"	30"	36" *	42" *	48" *	60" *	72" *
Charred Oak	CHD-**	\$401 28#/1	\$452 46#/1	\$531 62#/1	\$709 78#/1	--	--	--	--	--
Burnt Rustic Oak	HCHR-**	401 28#/1	453 46#/1	531 62#/1	710 80#/1	--	--	--	--	--
Charred Split	CHS-**	--	486 42#/1	561 54#/1	746 78#/1	967 116#/2	--	--	--	--
Charred Rugged Split Oak	CHRRSO-**	--	518 46#/1	589 57#/1	763 67#/1	--	--	--	--	--
Charred American Oak	CHAO-**	--	560 57#/1	639 63#/1	833 82#/2	--	--	--	--	--
Charred Northern	CHN-**	--	464 48#/1	549 62#/1	726 76#/1	--	--	--	--	--
Charred Royal English Oak *	CHB-**	--	557 52#/1	666 83#/2	853 111#/2	1,086 141#/3	1,415 169#/3	--	--	--
Charred Majestic Oak *	CHMJ-**	--	--	756 94#/2	975 119#/2	1,185 156#/3	1,483 172#/3	1,703 300#/1	2,037 340#/1	2,283 430#/1
Charred Angel Oak	CHNA-**	--	478 44#/1	549 54#/1	641 64#/1	--	--	--	--	--
Charred Angel Split Oak	CHNS-**	--	506 42#/1	575 52#/1	676 62#/1	--	--	--	--	--
Charred Mountain Birch	CHMBW-**	--	543 46#/1	618 60#/1	788 76#/1	999 104#/2	1,313 131#/3	--	--	--

* Log set uses **GX45** Burner Kit with Heavy Duty Grate.


Designer Series Gas Log Sets



GAS LOG STYLE	MODEL #	12"	16"	18"	20"	24"	30"	36"*	42"*	48"*	60"*
Golden Oak Designer Plus	RDP-**	\$289 18#/1	\$312 26#/1	\$369 41#/1	\$393 46#/1	\$453 61#/1	\$610 75#/1	\$842 120#/2	\$1,060 187#/3	\$1,292 222#/3	\$1,556 299#/3
Rustic Oak Designer	HRD-**	--	313 26#/1	361 41#/1	--	438 61#/1	581 91#/1	846 128#/2	1,064 187#/3	--	--
American Oak	AO-**	--	--	498 49#/1	--	575 58#/1	730 77#/2	--	--	--	--
Split Oak	S-**	--	--	393 44#/1	417 48#/1	459 65#/1	607 78#/1	--	--	--	--
Split Oak Designer Plus	SDP-**	--	--	443 46#/1	480 49#/1	521 67#/1	664 78#/1	893 127#/2	--	--	--
Rugged Split Oak	RRSO-**	--	--	480 48#/1	--	547 61#/1	669 65#/1	--	--	--	--
Woodland Oak	WO-**	--	--	360 45#/1	372 46#/1	418 60#/1	542 86#/1	--	--	--	--
Mountain Birch	MBW-**	--	--	478 45#/1	--	542 72#/1	656 85#/1	892 115#/2	1,140 175#/3	--	--
White Birch	W-**	--	--	412 38#/1	--	460 60#/1	564 89#/1	--	--	--	--
Royal English Oak Designer *	BD-**	--	--	505 49#/1	--	606 87#/2	763 126#/2	969 152#/3	1,214 184#/3	--	--
Gnarled Split Oak	GSO-**	--	--	--	--	728 60#/1	923 95#/2	1,142 130#/3	--	--	--
Chestnut Oak	CN-**	--	--	508 43#/1	--	610 66#/1	790 104#/2	999 152#/3	--	--	--
Rugged Forest Split	RFS-**	--	--	503 48#/1	--	579 68#/1	744 95#/2	946 146#/3	--	--	--

* Log set uses **GX45** Burner Kit with Heavy Duty Grate.

Classic Series Gas Log Sets




GAS LOG STYLE	MODEL #	12"	16"	18"	20"	24"	30"	36"*	42"*
Golden Oak	R-**	\$196 18#/1	\$210 26#/1	\$233 41#/1	\$244 45#/1	\$260 58#/1	\$325 89#/1	\$506 120#/2	\$753 187#/3
Rustic Oak	HR-**	--	211 26#/1	234 41#/1	--	261 58#/1	327 94#/1	508 128#/2	757 187#/3
Rugged Oak	RRO-**	--	--	291 48#/1	--	349 61#/1	431 68#/1	--	--
Post Oak	PO-**	--	--	218 45#/1	231 46#/1	248 60#/1	312 86#/1	--	--
Royal English Oak *	B-**	--	--	316 49#/1	--	394 87#/2	487 126#/2	626 152#/3	833 184#/3
Coastal Driftwood	CDR-**	--	--	264 44#/1	--	296 56#/1	363 57#/1	516 81#/2	--

*Log set uses **GX4** or **GX45** Burner Kit with Heavy Duty Grate.

G45-2 Listed See-Thru Burner Systems

- **G45-2 See-Thru Burner Systems are Listed up to 30" and include:** Burner, Custom Grate, Glowing Embers, Sand (NG) or Vermiculite (LP), Burner Stabilizing Clips, Flex Connector Kit, & Damper Clamp.
- Shipped for use with Natural Gas. Specify if for Propane Gas by adding a "P" to the model number (e.g. G45-2-24P), and add **\$229** for required **SPK-26**.

G45-2 Listed Triple T See-Thru Burner Systems


DESCRIPTION	MODEL #	SIZE								
		16"	18/20"	24"	30"	36"*	42"*	48"*	60"*	
 G45-2-24	Triple T Burner System	G45-2-**-40#	\$405	\$420	\$454	\$528	\$801	\$1,069	\$1,157	\$1,296
	Triple T Burner System w/ Heavy Duty Grate	GX45-2-**-43#	--	479	521	606	--	--	--	--

*Burner includes Heavy Duty Grate (36" and larger).

G45-2 ANSI Certified See-Thru Burner Systems

- **G45-2 ANSI Certified See-Thru Burner Systems include:** ANSI Certified Burner with Pre-assembled Control Valve & Regulator, Custom Grate, Glowing Embers, Sand (NG) or Vermiculite (LP), Connector Kit, Log Locators, & Damper Clamp. Remote systems include basic Transmitter and Receiver.
- Shipped for use with Natural Gas. Specify if for Propane Gas by adding a "P" to the model number (e.g. G45-2-24-11P).

G45-2 ANSI Certified Triple T See-Thru Burner Systems



DESCRIPTION	MODEL #	16"	18/20"	24"	30"	36"*	42"*	48"*	60"*	
Indoor Burner Systems (Assembled with Valve)										
Assembled G45 Burner with Safety Valve	G45-2-**-A	\$764	\$782	\$813	\$890	\$1,166	--	--	--	
		42#	45#	52#	63#	84#				
Assembled G45 Burner w/ "11" Series Valve & ON/OFF Remote	G45-2-**-11	1,216	1,234	1,265	1,342	1,618	--	--	--	
		42#	45#	52#	63#	84#				
Assembled G45 Burner w/ "15" Series Valve & Variable Remote	G45-2-**-15	1,291	1,308	1,339	1,416	1,692	--	--	--	
		42#	45#	52#	63#	84#				
Assembled G45 Burner w/ "17" Series Valve & Variable Remote	G45-2-**-17	1,123	1,140	1,171	1,248	1,524	--	--	--	
		42#	45#	52#	63#	84#				
Assembled G45 Burner w/ "02" Series Electronic Valve & Remote	G45-2-**-02	1,455	1,473	1,504	1,581	1,857	--	--	--	
		44#	47#	54#	65#	86#				
Outdoor Burner Systems (w/ Stainless Steel Burner Pan)										
G45 Outdoor System w/ Stainless Steel Burner Pan (Natural Gas only)	G45-2-**-SS	\$508	\$545	\$594	\$677	\$961	\$1,238	\$1,335	\$1,494	
		40#	45#	59#	75#	82#	90#	105#	140#	
Assembled G45 Outdoor Burner w/ Safety Valve	G45-2-**-NA-SS	901	938	987	1,070	1,354	1,631	1,728	1,888	
		42#	45#	52#	63#	84#	92#	107#	142#	
Assembled G45 Outdoor Burner w/ "02" Series Electronic Valve & Remote	G45-2-**-02-SS	1,572	1,614	1,666	1,752	2,048	--	--	--	
		44#	47#	54#	65#	86#				

*Burner includes Heavy Duty Grate (36" and larger).


G45-2 Compatible See-Thru Gas Log Sets

DESCRIPTION	MODEL #	16"	18/20"	20"	24"	30"	36"	42"	48"	60"
Charred Series See-Thru Gas Log Sets										
Charred Oak	CHD-2-**	\$481 30#/1	\$542 48#/1	--	\$632 62#/1	\$819 84#/1	--	--	--	--
Charred Rugged Split Oak	CHRRSO-2-**	--	602 48#/1	--	711 59#/1	876 74#/1	--	--	--	--
Charred American Oak	CHAO-2-**	--	654 62#/1	--	759 77#/1	958 95#/2	--	--	--	--
Charred Royal English Oak (uses GX45-2 w/ heavy duty grate)	CHB-2-**	--	675 52#/1	--	780 83#/2	977 111#/2	1,202 141#/3	1,560 169#/3	--	--
Designer Series See-Thru Gas Log Sets										
Golden Oak Designer Plus	RDP-2-**	\$353 24#/1	\$418 46#/1	\$446 49#/1	\$545 71#/1	\$706 86#/1	\$1,008 137#/3	\$1,094 194#/3	\$1,377 229#/3	\$1,610 305#/3
American Oak	A0-2-**	--	561 55#/1	--	654 62#/1	831 85#/2	--	--	--	--
Split Oak Designer Plus	SDP-2-**	--	516 46#/1	549 49#/1	607 70#/1	783 83#/1	1,054 129#/3	--	--	--
Rugged Split Oak	RRSO-2-**	--	547 53#/1	--	625 67#/1	759 76#/1	--	--	--	--
Mountain Birch	MBW-2-**	--	555 53#/1	--	607 80#/1	738 91#/1	--	--	--	--
Classic Series See-Thru Gas Log Sets										
Golden Oak	R-2-**	\$245 27#/1	\$268 46#/1	\$284 48#/1	\$302 68#/1	\$381 97#/1	\$600 137#/3	\$859 194#/3	--	--
Coastal Driftwood	CDR-2-**	--	313 46#/1	--	343 65#/1	431 75#/1	642 100#/3	--	--	--

G46 Burner System

- **G46 ANSI Certified Burner Systems include:** ANSI Certified Burner with Pre-assembled Control Valve & Regulator, Piezo Igniter, Custom Grate, Glowing Embers, Sand (NG) or Vermiculite (LP), Connector Kit, Log Locators, & Damper Clamp. Remote systems include basic Transmitter and Receiver.
- Choice of pre-assembled Electronic Remote Control, Automatic Variable Control with Remote, pre-assembled Manual Pilot Kit, or Match-Lit System (Natural Gas only).
- Shipped for use with Natural Gas. Specify if for Propane Gas by adding a "P" to the model number (e.g. G46-24-11P).

G46 Series ANSI Certified Burner Systems


	DESCRIPTION	MODEL #	18/20"	24"	30"
	G46 Burner System with Safety Pilot Kit	G46-**-	\$732 20#	\$768 23#	\$812 28#
G46 Burner System w/ "11" Series Valve & ON/OFF Remote	G46-**-11	1,196 21#	1,232 24#	1,275 28#	
G46 Burner System w/ "15" Series Valve & Variable Remote	G46-**-15	1,270 21#	1,306 24#	1,349 28#	
G46 Burner System w/ "17" Series Valve & Variable Remote	G46-**-17	1,098 21#	1,134 24#	1,177 28#	
G46 Burner System w/ "02" Electronic Valve & Remote	G46-**-02	1,398 21#	1,434 24#	1,477 28#	

G46 Compatible Log Sets - Charred Series



GAS LOG STYLE	MODEL #	18/20"	24"	30"
Charred Oak	CHD-**-	\$452 46#/1	\$531 62#/1	\$709 78#/1
Burnt Rustic Oak	HCHR-**-	453 46#/1	531 62#/1	710 80#/1
Charred Split	CHS-**-	486 42#/1	561 54#/1	746 78#/1
Charred Rugged Split Oak	CHRRSO-**-	518 46#/1	589 57#/1	763 67#/1
Charred American Oak	CHAO-**-	560 57#/1	639 63#/1	833 82#/2
Charred Northern	CHN-**-	464 48#/1	549 62#/1	726 76#/1
Charred Angel Oak	CHNA-**-	478 44#/1	549 54#/1	641 64#/1
Charred Angel Split Oak	CHNS-**-	506 42#/1	575 52#/1	676 62#/1
Charred Mountain Birch	CHMBW-**-	543 46#/1	618 60#/1	788 76#/1

G46 Compatible Log Sets - Designer Series



GAS LOG STYLE	MODEL #	18"	24"	30"
Golden Oak Designer Plus	RDP-**	\$369 41#/1	\$453 61#/1	\$610 75#/1
Rustic Oak Designer	HRD-**	361 41#/1	438 61#/1	581 91#/1
American Oak	AO-**	498 49#/1	575 58#/1	730 77#/2
Split Oak	S-**	393 44#/1	459 65#/1	607 78#/1
Split Oak Designer Plus	SDP-**	443 46#/1	521 67#/1	664 78#/1
Rugged Split Oak	RRSO-**	480 48#/1	547 61#/1	669 65#/1
Woodland Oak	WO-**	360 45#/1	418 60#/1	542 86#/1
Mountain Birch	MBW-**	478 45#/1	542 72#/1	656 85#/1
White Birch	W-**	412 38#/1	460 60#/1	564 89#/1
Gnarled Split Oak	GSO-**	--	728 60#/1	923 95#/2
Chestnut Oak	CN-**	508 43#/1	610 66#/1	790 104#/2
Rugged Forest Split	RFS-**	503 48#/1	579 68#/1	744 95#/2

G46 Compatible Log Sets - Classic Series



GAS LOG STYLE	MODEL #	18"	24"	30"
Golden Oak	R-**	\$233 41#/1	\$260 58#/1	\$325 89#/1
Rustic Oak	HR-**	234 41#/1	261 58#/1	327 94#/1
Rugged Oak	RRO-**	291 48#/1	349 61#/1	431 68#/1
Post Oak	PO-**	218 45#/1	248 60#/1	312 86#/1

P45 Pan Burner System

- **P45 Series Burner Systems Include:** Certified Pan Burner with Pre-assembled Control Valve & Regulator, Burner Legs, Vermiculite, Connector Kit and Damper Clamp.
- Shipped for use with Natural Gas - Specify if for Propane Gas by adding a "P" to the model number (e.g. P45-24-17P).
- For Glass Media Options see page 16.

P45 ANSI Certified Pan Burners



DESCRIPTION	MODEL #	18"	24"	30"
P45 Pan Burner Match Lit (Natural Gas Only)	P45-**	\$342 23#	\$368 26#	\$413 31#
P45 Pan Burner w/ Manual Valve and Standing Pilot	P45-**-A	655 25#	681 28#	726 33#
P45 Pan Burner w/ Automatic Variable Valve & Remote	P45-**-17	1,006 25#	1,032 28#	1,077 33#

P45 Compatible Logs and Fyre Spheres



DESCRIPTION	MODEL #	18"	24"	30"
Log Sets				
Shoreline Designer Oak	S0-**	\$385 10 pcs.	\$436 12 pcs.	\$560 15 pcs.
Shoreline Driftwood	SDW-**	273 9 pcs.	308 11 pcs.	387 13 pcs.
Fyre Sphere Sets				
4" Epic Black Fyre Spheres	FS4-**-EB	\$286 19 pcs.	360 24 pcs.	\$510 34 pcs.
4" Graystone Fyre Spheres	FS4-**-GS	257 19 pcs.	324 24 pcs.	461 34 pcs.
4" Carrera Marble Fyre Spheres	FS4-**-CM	--	502 24 pcs.	--
5" Epic Black Fyre Spheres	FS5-**-EB	316 14 pcs.	428 19 pcs.	540 24 pcs.
5" Graystone Fyre Spheres	FS5-**-GS	285 14 pcs.	385 19 pcs.	488 24 pcs.
Mixed Select Fyre Sphere Sets *				
Epic Black Mixed Select Fyre Spheres Set	FSM-**-EB	\$227 (4) 4-Packs	\$322 (6) 4-Packs	\$493 (8) 4-Packs
Graystone Mixed Select Fyre Spheres Set	FSM-**-GS	208 (4) 4-Packs	296 (6) 4-Packs	450 (8) 4-Packs

* 18" Sets Includes:	
• (1) 4-Pk. of 2" Spheres	• (1) 4-Pk. of 4" Spheres
• (1) 4-Pk. of 3" Spheres	• (1) 4-Pk. of 5" Spheres

* 24" Sets Includes:	
• (2) 4-Pk. of 2" Spheres	• (2) 4-Pk. of 4" Spheres
• (1) 4-Pk. of 3" Spheres	• (1) 4-Pk. of 5" Spheres

* 30" Sets Includes:	
• (3) 4-Pk. of 2" Spheres	• (1) 4-Pk. of 5" Spheres
• (1) 4-Pk. of 3" Spheres	• (1) 4-Pk. of 6" Spheres
• (2) 4-Pk. of 4" Spheres	

PB Series Pan Burner System



PB-24

- **PB Series Glass Burner Systems Include:** Pan Burner Assembly, Connector Kit, Sand (NG) or Vermiculite (LP), and Damper Clamp.
- Shipped for use with Natural Gas - Specify if for Propane Gas by adding a "P" to the model number (e.g. PB-24P), and add \$229 for required SPK-26.
- **Log Kit** = For using logs on PB burners, includes log rests and legs. Part #: **PB-LEG-KIT**; Price: \$136.

DESCRIPTION	MODEL #	16"	18"	20"	24"	30"	36"	42"
PB Series Listed Flame Pan Burner Systems								
Glass Pan Burner System	PB-**	\$272 20#	\$283 22#	\$288 24#	\$293 28#	\$344 35#	\$492 40#	\$717 45#

PB Series ANSI Certified Flame Pan Glass Burner System								
Assembled with Safety Valve	PB-**-A	--	\$636 25#	--	\$650 31#	\$700 38#	--	--
Assembled with "11" Series Valve & ON/OFF Remote	PB-**-11	--	1,080 29#	--	1,093 34#	1,143 41#	--	--
Assembled with "15" Series Valve & Variable Remote	PB-**-15	--	1,154 29#	--	1,167 34#	1,217 41#	--	--
Assembled with "17" Series Valve & Variable Remote	PB-**-17	--	988 27#	--	1,002 32#	1,052 39#	--	--
Assembled with "02" Series Electronic Valve & Remote	PB-**-02	--	1,311 29#	--	1,324 34#	1,374 41#	--	--

Fyre Glass

COLORS	10 lb. Package \$104	40 lb. Bucket \$418
Azuria	GL-10-F	GL-40-F
Black	GL-10-B	GL-40-B
Bronze	GL-10-Z	GL-40-Z
Caribbean Blue	GL-10-N	GL-40-N
Clear	GL-10-C	GL-40-C
Emerald	GL-10-E	GL-40-E
Star Fyre	GL-10-W	GL-40-W

Reflective Fyre Glass

COLORS	10 lb. Package \$115	40 lb. Bucket \$456
Azuria Reflective	GL-10-FR	GL-40-FR
Black Reflective	GL-10-BR	GL-40-BR
Bronze Reflective	GL-10-ZR	GL-40-ZR
Caribbean Blue Refl.	GL-10-NR	GL-40-NR
Copper Reflective	GL-10-OR	GL-40-OR
Emerald Reflective	GL-10-ER	GL-40-ER
Gold Reflective	GL-10-HR	GL-40-HR
Champagne Reflective	GL-10-CR	GL-40-CR

Fyre Gems

COLORS	10 lb. Package \$88	40 lb. Bucket \$346
Black Pearl	GLG-10-J	GLG-40-J
Blue Topaz	GLG-10-T	GLG-40-T
Champagne	GLG-10-D	GLG-40-D
Deep Amber	GLG-10-A	GLG-40-A
Emerald	GLG-10-E	GLG-40-E
Glacier	GLG-10-C	GLG-40-C
Sapphire	GLG-10-S	GLG-40-S
Ruby	GLG-10-RY	GLG-40-RY

Diamond Nuggets

COLORS	10 lb. Package \$100	40 lb. Bucket \$402
Clear	GLD-10-C	GLD-40-C
Steel Blue	GLD-10-SB	GLD-40-SB
Rosé	GLD-10-R	GLD-40-R
Emerald	GLD-10-E	GLD-40-E
Pacific Blue	GLD-10-PB	GLD-40-PB
Deep Black	GLD-10-DB	GLD-40-DB

Fyre Spheres

NEW

FS6-4-EB FS5-4-GS FS4-4-CM FS3-4-GS FS2-4-EB

DESCRIPTION	COLOR	MODEL #	PRICE
2" Fyre Spheres (4 in a box)	Epic Black	FS2-4-EB	\$41
	Graystone	FS2-4-GS	38
3" Fyre Spheres (4 in a box)	Epic Black	FS3-4-EB	51
	Graystone	FS3-4-GS	47
4" Fyre Spheres (4 in a box)	Epic Black	FS4-4-EB	59
	Graystone	FS4-4-GS	54
	Carrera Marble	FS4-4-CM	84
5" Fyre Spheres (4 in a box)	Epic Black	FS5-4-EB	89
	Graystone	FS5-4-GS	81
6" Fyre Spheres (4 in a box)	Epic Black	FS6-4-EB	138
	Graystone	FS6-4-GS	124

ON/OFF Bluetooth Control System



DESCRIPTION	MODEL #	PRICE
ON/OFF Bluetooth Control w/ Golden Oak Cover	RF-BTSR1-G	\$240
ON/OFF Bluetooth Control w/ White Birch Cover	RF-BTSR1-B	246

Burner System Compatibility			Control Valve Compatibility				
BURNER KITS	-02 Series	-11 Series	VALVES	-01 Series	-02 Series	-10 Series	-11 Series
G31	●	●	APK			●	●
G45	●	●	EPK	●	●		
G46	●	●	EPK-2M-AD		●		
G52	●	●					
PB	●	●					

Safety Control Valve Systems

DESCRIPTION	MODEL #	PRICE
Low Profile, Safety Pilot Kit w/ removable knob handle	SPK-26 *	\$222
High Capacity, Automatic Pilot Kit w/ basic transmitter & receiver	APK-10 *	907
Automatic Pilot Kit w/ basic transmitter & receiver	APK-11 *	656
Variable, Automatic Pilot Kit w/ basic transmitter & receiver	APK-15 or APK-15P ‡	727
Low Profile, Variable, Automatic Pilot Kit w/ basic transmitter & receiver	APK-17 *	574
Electronic Pilot Kit w/ On/Off basic transmitter & receiver	EPK-2 or EPK-2P ‡	844
110V Powered Electronic, non-standing pilot system designed to be installed outside the firebox	EPK-2M-AD or EPK-2M-AD/LP ‡	809
110V Powered Electronic, non-standing pilot system w/ variable flame height control	EPK-2V-TR or EPK-2VP-TR ‡	1,051
High Capacity, 110V Powered Electronic, non-standing pilot system w/ variable flame height control	EPK-3V-TR or EPK-3VP-TR ‡	1,196
Manual On/Off Valve w/ knob handle	AV-17	82
Case of 12 - Manual On/Off Valves w/ knob handle	AV-17-12	972
Manual On/Off Valve w/ extension handle	AV-18	85
Case of 12 - Manual On/Off Valves w/ extension handle	AV-18-12	1,008
Straight Line Gas Valve with Key	AV-30	72

* = Field convertible Propane Orifice Included. Specify if for Propane by adding a "P" to the model number (e.g. APK-17P).

‡ = Not Field Convertible. Kit **Must** be ordered for specific gas (e.g. APK-15 for Natural Gas or APK-15P for Propane).

Remote Compatible Options & Accessories



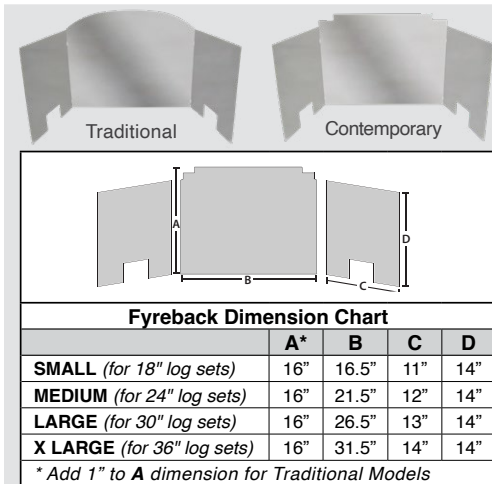
DESCRIPTION	MODEL #	PRICE
Basic ON/OFF Receiver/Transmitter Set	RR-1A	\$124
Deluxe ON/OFF Receiver/Transmitter Set	RR-2A	181
Basic Variable Receiver/Transmitter Set ("15" & "17" Models Only)	VR-1A	150
Deluxe Variable Receiver/Transmitter Set ("15" & "17" Models Only)	VR-2A	206
Wall Switch, Cover and Wiring	WS-1	72
Wall Timer, Cover and Wiring	WS-2	176
Wall Switch, Cover and Wiring ("15" & "17" Models Only)	WS-3	88

G4 & G45 Burner Size Compatibility for Safety Valves

VALVE MODEL	GAS TYPE	MAX BTU INPUT †	G4 & G45 STANDARD	G45-2 SEE-THRU
SPK-26	N.G.	100,000	12" - 36"	16" - 30"
SPK-26P	L.P.	200,000	12" - 60"	16" - 60"
APK-10	N.G.	230,000	12" - 60"	16" - 60"
APK-10P	L.P.	372,000	12" - 60"	16" - 60"
APK-11	N.G.	70,000	12" - 30"	16" - 18"
APK-11P	L.P.	110,000	12" - 42"	16" - 30"
APK-15	N.G.	85,000	12" - 30"	16" - 18"
APK-15P	L.P.	135,000	12" - 42"	16" - 36"
APK-17	N.G.	100,000	12" - 42"	16" - 30"
APK-17P	L.P.	200,000	12" - 60"	16" - 60"
EPK-2	N.G.	120,000	12" - 42"	16" - 30"
EPK-2P	L.P.	190,000	12" - 60"	16" - 60"
EPK-2M-AD	N.G.	120,000	12" - 30"	16" - 18"
EPK-2M-AD/LP	L.P.	190,000	12" - 42"	16" - 30"
EPK-2V-TR	N.G.	120,000	12" - 42"	16" - 30"
EPK-2VP-TR	L.P.	180,000	12" - 60"	16" - 60"
EPK-3V-TR	N.G.	200,000	12" - 60"	16" - 60"
EPK-3VP-TR	L.P.	320,000	12" - 60"	16" - 60"

† Using Real Fyre Burner Systems

Three-Panel Fyrebacks



DESCRIPTION	SIZE	Traditional #	Contemporary #	WT.	PRICE
Satin Stainless Fyreback	S	FBS-18	FBC-18	10 lb.	\$131
	M	FBS-24	FBC-24	12	149
	L	FBS-30	FBC-30	14	165
	XL	FBS-36	FBC-36	17	183
Polished Stainless Steel Fyreback	S	FBS-18	FBC-18	10	200
	M	FBS-24	FBC-24	12	210
	L	FBS-30	FBC-30	14	224
Black Porcelain Fyreback	XL	FBS-36	FBC-36	17	278
	S	FBSB-18	FBCB-18	10	202
	M	FBSB-24	FBCB-24	12	218
	L	FBSB-30	FBCB-30	14	242
	XL	FBSB-36	FBCB-36	17	282

Decor Packs, Refresh Kit, & Burner Affix Kit



DESCRIPTION	INCLUDES	MODEL #	WT.	PRICE
Decor Pack (Case of 6)	4 small size Wood Chips and 3 small size Pine Cones (vacuum packed)	DP-2-6	18 lb.	\$458
Ember Enhancing Decor Pack	Bryte Coals, Lava Coals, 2 Pine Cones, and 2 Wood Chips	DP-5	10	116
Ember Enhancing Decor Pack	Bryte Coals, Lava Coals, 2 Pine Cones, 2 Wood Chips, and 2 Acorns	DP-7	12	125
Holiday Decor Pack (Case of 6)	2 Acorns, 2 Pine Cones, and 4 Wood Chips (vacuum packed)	HDK-1-6	18	672
Refresh Kit	Ember Glow, Sand (NG) or Vermiculite (LP), Bryte Coals, Lava Granules, and Acorns	RK-1 / RK-1P	26	139
Burner Affix Kit	Mounting Bracket, Screw, and Silicone	AFK-1	1	39

Decorative Branches & Bonus Logs




DESCRIPTION		MODEL #	WT.	PRICE
9" Oak Branches (2 in a box)		BR-2	3 lb.	\$53
17" Oak Branch		BR-17	6	64
Charred Branches (4 vacuum packed)		BDC-4	11	60
Charred Accessory Kit (4 pcs. vacuum packed)	Single	CHA-1	2	82
	Case of 6	CHA-1-6	12	484
Special Designer Bonus Logs (2 in a box)		SD-BONUS	13	111
Special Split Logs (2 in a box)		SS-BONUS	8	122
Special Birch Bonus Logs (2 in a box)		SB-BONUS	12	124
Charred Series Chunk		CHC-01	2	34
Wood Chip Ring (vacuum packed)		WCRD-1	3	47

River Rocks & Wood Chunks



DESCRIPTION	COLOR	MODEL #	PRICE
Designer River Rock Fyre Stones (set of 20 assorted sizes)	Assorted	STN-20	\$339
	Assorted	STN-10	
River Rock Fyre Stones (set of 10 assorted sizes)	Ivory	STN-10I	145
	Slate	STN-10S	
	Terracotta	STN-10T	
Designer Wood Chunks (set of 36 assorted sizes)	--	WCD-36	317

Pine Cones, Wood Chips, & Acorns



DESCRIPTION	MODEL #	WT.	PRICE
4 Designer Pine Cones (<i>assorted sizes, vacuum packed</i>)	Case of 6 PC-4-6	22 lb.	\$338
6 Wood Chips (<i>vacuum packed</i>)	Case of 6 WC-6-6	22	405
6 Charred Wood Chips (<i>vacuum packed</i>)	Case of 6 WCH-6-6	22	444
6 Acorns (<i>vacuum packed</i>)	Case of 6 AC-6-6	15	287

Gas Log Burner Kit Accessories



DESCRIPTION	MODEL #	WT.	PRICE
Ember Glow	Single EM-1 Case of 12 EM1-12	6 oz. 5 lb.	\$30 348
Super Embers (<i>includes Bryte Coals</i>)	EM-1S	7 oz.	57
Bryte Coals	EM-11	2 oz.	35
Black Embers	Single EB-1 Case of 12 EB-12	6 oz. 5 lb.	37 431
Select White Sand (<i>10 lb. bag</i>)	Single CS-10 Case of 6 CS-10-6	10 lb. 66 lb.	30 174
Vermiculite Granules	Single LF-15 Case of 12 LF-15-12	1.5 lb. 18 lb.	34 398
Lava-Fyre Granules (<i>5 lb. bag</i>)	Single LF-5 Case of 12 LF-5-12	5 lb. 68 lb.	26 296
Lava-Fyre Granules (<i>10 lb. bag</i>)	Single LF-10 Case of 6 LF-10-6	10 lb. 63 lb.	41 239
Lava-Fyre Coals (<i>10 lb. bag</i>)	Single LFC-10 Case of 6 LFC-10-6	10 lb. 66 lb.	48 280
Assorted Lava Stones (<i>15 lb. box</i>)	LVS-15	15 lb.	70
Assorted Lava Stones (<i>35 lb. box</i>)	LVS-35	35 lb.	113

Additional Accessories



DESCRIPTION	MODEL #	WT.	PRICE
Charred Birch Decorative Cover (<i>vacuum packed</i>)	Single WCBC-1 Case of 6 WCBC-1-6	2 lb. 12 lb.	\$64 373
Charred Birch Decorative Wood Chunk	Single WCAB-1 Case of 6 WCAB-1-6	2 lb. 12 lb.	64 375
Wood Chunk Decorative Cover (<i>vacuum packed</i>)	Single WCDC-1 Case of 6 WCDC-1-6	2 lb. 12 lb.	54 314
Pine Cone Decorative Cover (<i>vacuum packed</i>)	Single PCDC-1 Case of 6 PCDC-1-6	2 lb. 12 lb.	58 339
Valve Cover, Designer (<i>vacuum packed</i>)	WCEC-1	7 lb.	70
Valve Cover, Charred (<i>vacuum packed</i>)	CHEC-1	7 lb.	69
Stainless Steel Grate (<i>recommended for Outdoor Fireplaces</i>)	18" size SD-18-SS 24" size SD-24-SS 30" size SD-30-SS	11 lb. 12 lb. 15 lb.	259 410 488
Rigid Gas Log Lighter (<i>for Natural Gas Only</i>)	Single LG-1 Case of 12 LG-1-12	2 lb. 19 lb.	60 707
14" Cast Iron Gas Log Lighter (<i>for Natural Gas Only</i>)	LC-1	5 lb.	97
Cast Iron Fender (<i>for All Gas Log Sets</i>)	18" size FF-04-18 24" size FF-04-24 30" size FF-04-30	8 lb. 10 lb. 12 lb.	74 86 103

Burner Sizes and BTU Charts (BTU x 1000)

Premier Series Burner Systems

BURNER SYSTEM	18/20"		24/30"		33/39"	
	NG	LP	NG	LP	NG	LP
G52 (with Assembled Valve) **	46	36	55	46	--	--
G52 (Match Lit) **	46	--	55	--	--	--
G31 (with Assembled Valve) **	55	40	65	50	85	60
G31 (Match Lit) **	55	--	65	--	85	--

Signature Series Burner Systems

BURNER SYSTEM	12"		16/19"		18/20"		24"		30"		36"		42"		48"		60"*	
	NG	LP	NG	LP	NG	LP	NG	LP	NG	LP	NG	LP	NG	LP	NG	LP	NG	LP
G4	25	25	39	39	75	50	90	65	90	65	120	90	130	110	145	115	150	120
G45	--	--	39	39	75	50	90	65	90	65	120	90	130	110	145	115	150	120
G45 (with Assembled Valve) **	--	--	40	30	70	45	90	65	90	75	95	75	--	--	--	--	--	--
G45 (Stainless Steel Pan, Match Lit)	--	--	40	--	75	--	90	--	90	--	120	--	130	--	145	--	150	--
G45 (See-Thru)	--	--	45	35	80	65	90	75	90	75	130	100	150	120	170	130	190	140
G45 (See-Thru w/ Assembled Valve) **	--	--	50	35	85	60	105	70	110	90	110	90	--	--	--	--	--	--
G46 **	--	--	--	--	40	40	55	55	65	65	--	--	--	--	--	--	--	--
P45 (with Assembled Valve)	--	--	--	--	43	36	65	55	84	70	--	--	--	--	--	--	--	--
P45 (Match Lit)	--	--	--	--	43	--	65	--	84	--	--	--	--	--	--	--	--	--

** Check your local codes for your area requirements.

* For use with CHMJ-60, CHMJ-72, & RDP-60.

Warranty Information

Real Fyre VENTED Decorative Gas Appliance Limited Warranty

- R.H. Peterson Co. ("RHP") warrants your Real Fyre® vented decorative gas appliance to be free from defects in material and workmanship. RHP vented refractory gas logs are warranted for as long as the original purchaser owns them (**LIFETIME**) when used indoors and for **THREE (3) YEARS** when used outdoors.
- RHP vented fiber-ceramic blended gas logs are warranted for **FIVE (5) YEARS** when used indoors and for **THREE (3) YEARS** when used outdoors.
- RHP indoor vented gas log burners and stainless steel burners (excluding controls) are warranted for **TEN (10) YEARS**.
- RHP outdoor vented stainless steel burners (excluding controls) are warranted for **FIVE (5) YEARS**.
- The SPK-26 is warranted for **THREE (3) YEARS** and APK-17 (including -17 valve) is warranted for **TWO (2) YEARS**.
- All other valves, pilots, and controls are warranted for **ONE (1) YEAR** (excluding batteries).
- RHP glass, gems, and nuggets are warranted for **TEN (10) YEARS**.

This warranty applies to the original purchaser for products which are installed in the United States or Canada and which are operated and maintained as intended for single family residential usage. This warranty is valid only with proof of purchase, commences on the date of purchase, and terminates (both as to original and any replacement products) on the anniversary date of the original purchase of the product per the above schedules.

The above chart is for reference purposes only. For additional details regarding this warranty, refer to the Owner's Manual