

Propane & Acetylene

UW-1725 HAND TORCH

Handheld Propane /Mapp Torch for use with convenient small disposable bottles of Propane or Mapp gas.

- Convenient Piezo ignition
- Easily adjustable flame
- Safety lock to help prevent accidental ignition



UW-1725

RMI Part No.	Description
UW-1725	Adjustable Propane Hand Torch

GOSS PROPANE KITS WITH PENCIL AND BRUSH TIPS

KITS

RMI Part No.	Tip No.
GKP-102	GBP-2
GKP-105	BGP-5

Kits include: Ap-1 handle, EP-70G regulator, MP-1 lighter and HEF-10 hose and tip listed

TIPS

Flame Dia.	Flame	Diameter	Soft Solder	BTU's @ 40psi
GBP-1	Pencil	5/8"	To 1/2"	6,000
GBP-2	Pencil	1"	To 1-1/2"	11,000
GBP-3	Brush	7/8"	To 2"	14,000
GBP-4	Brush	1-1/8"	To 3"	43,000
GBP-5	Brush	1-3/8"	To 4"	57,000
GBP-6	Brush	2"	To 6"	300,000



GKP-105

KITS

RMI Part No.	Tip No.
GKLP-2	GGT-3, GGT-5
GKLP-4	GGT-4
GKLP-4L	GGT-4L

Kits include: GH-4 handle, HP3-12 hose, EP-45G regulator and torch tip(s).

*Instant Igniter.

TIPS

Flame Dia.	Flame Dia.	Soft Solder	Silver Braze
GGT-2	5/16"	Up to 1/2"	Up to 1/4"
GGT-2J	5/16"	Up to 1/2"	Up to 1/4"
GGT-3	7/16"	Up to 1"	Up to 1/2"
GGT-4	1/2"	Up to 1-1/2"	Up to 3/4"
GGT-4L	1/2"	Up to 1-1/2"	Up to 3/4"
GGT-5	3/4"	Up to 2-1/2"	Up to 1-1/4"



GKLP-4

GOSS BLAZEBURNER TORCH KITS & TORCHES

This equipment can be used for weed burning, drying, heating, melting and other applications requiring large volumes of outdoor heat. Each uses vapor propane fuel and has a durable handle with rear on/off control valve. Used by contractors, farmers, fabricators as well as road, railway and industrial maintenance crews.

RMI Part No.	Description
GKP-320A	Contents: AP-20 Torch, MP-1 Lighter, HPX-10, 10 ft. hose with Cylinder Adapter
GKP-320MA	Contents: AP-20 Torch with Piezoelectric Ignighter Tip, HPX-10, 10 ft. hose with Cylinder Adapter



GKP-320MA

Flashback Arrester

FLASHBACK ARRESTERS

Flame Dia.	Gas	Inlet	Outlet
85-30/F	Fuel Gas	1" FNPT	1" FNPT
85/30/O2	Oxygen	1" FNPT	1" FNPT
145-197	Acetylene	1/4" FNPT	1/4" FNPT

* inquire with customer service for other sizes



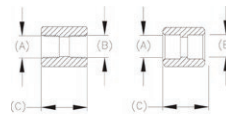
85-30/F

Manifold Fittings & Brass Pipe

BRASS ADAPTORS

BRASS ADAPTERS FEMALE X FEMALE

Part Number	A Female)		B Female)		C (Ref.)		Maximum Operating Pressure
	Inches	mm	Inches	mm	Inches	mm	
1125-15	1/2" NPT	13	1/2" NPT	13	15/8"	46	3000 psig (206 barg)
1044	3/4" NPT	19	3/4" NPT	19	2"	51	



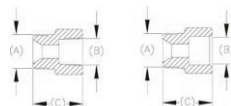
CGA FEMALE X FEMALE

BRASS ADAPTERS FEMALE X FEMALE

Part Number	A Female)		B Female)		C (Ref.)		Maximum Operating Pressure
	Inches	mm	Inches	mm	Inches	mm	
1125-16	.843-.847	21-22	.843-.847	21-22	15/8"	46	"3000 psig (206 barg)"
1044-1	1.053-1.057	27	1.053-1.057	27	2"	51	

BRASS ADAPTERS MALE X FEMALE

Part Number	A (Male)		B (Male)		C (Ref.)		Maximum Operating Pressure
	Inches	mm	Inches	mm	Inches	mm	
489-10	1/2" NPT	13	1/4" NPT	6	1-1/4"	38	"3000 psig (206 barg)"
1252	3/4" NPT	19			119/64"	33	
1252A			1/2" NPT	13			
2165-3	1" - 11-1/2 NPS-RH	25-292	3/4" NPT	19	127/32"	47	
2165-3B			.843-.847	21-22	13/16"	30	
2165-3A			1.053-1.057	27	127/32"	47	

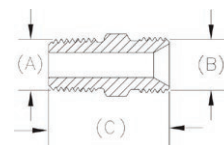


CGA MALE X FEMALE

BRASS ADAPTERS MALE X FEMALE

BRASS ADAPTERS MALE X MALE

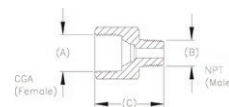
Part Number	A (Male)		B (Male)		C (Ref.)		Maximum Operating Pressure
	Inches	mm	Inches	mm	Inches	mm	
1300	1/4 NPT	6	9/16" - 18NF-LH	14-457	1-1/4"	32	3000 psig (206 barg)
1200							
2233-4HAL	1/2 NPT	13	1" - 11-1/2NPS-LH	25-292	2-3/8"	60	
2233-4HA							
2233-4HL	3/4 NPT	19			2-9/16"	65	
2233-4H							



BRASS ADAPTORS MALE X MALE

BRASS ADAPTERS CGA X MISC.

Part Number	A		B		C (Ref.)		Maximum Operating Pressure
	Inches	mm	Inches	mm	Inches	mm	
1877C	.580	15	1/2"	13	1-3/4"	44	3000 psig (206 barg)
1877D			3/4"	19			



CGA X MISC

BRASS ADAPTORS CGA X MISC